

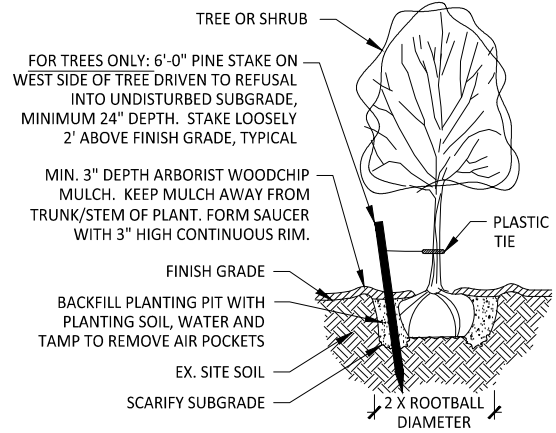
GENERAL NOTES:

1. ALL NATIVE VEGETATION SHOULD BE LEFT IN PLACE. REMOVE ALL HIMALAYAN BLACKBERRY, JAPANESE KNOTWEED, BAMBOO, ENGLISH IVY FROM DISTURBED AREA USING KING COUNTY RECOMMENDATIONS. PHYSICAL REMOVAL IS PREFERRED.
2. PLANT SPECIES PER PLANTING SCHEDULE, OFFSETTING PLANTS FROM EXISTING VEGETATION AS APPROPRIATE, GENERALLY 3 FEET FROM EXISTING SHRUBS AND 5 TO 10 FEET FROM PLANTED AND MATURE TREES RESPECTIVELY.
3. PLANTING GUIDE NOTES SHOULD BE FOLLOWED FOR EACH PLANTING ZONE.
4. THE CONTRACTOR SHALL SUBMIT DOCUMENTATION SPECIFYING THE QUANTITY AND SPECIES OF PLANTS WITH NAMES OF SUPPLIERS, ADDRESSES, AND PHONE NUMBERS.
5. PLANTS WILL BE INSPECTED WHEN THEY ARRIVE ON SITE TO VERIFY THEY MEET NURSERY STOCK STANDARDS. THE INSPECTOR RESERVES THE RIGHT TO REFUSE ANY AND ALL MATERIAL IF IT IS DETERMINED THAT PLANT MATERIAL DOES NOT SPECIFICATIONS.
6. SUBSTITUTIONS OF PLANT SPECIES OR SIZES MAY BE PERMITTED BASED ON PLANT AVAILABILITY, BUT ONLY WITH PRIOR APPROVAL BY THE MITIGATION CONSTRUCTION MONITOR.
7. PLANT MATERIAL SHALL CONFORM TO AMERICAN STANDARD FOR NURSERY STOCK (ANSI Z601-2004 OR MOST RECENT EDITION) FOR PLANT SIZE AND CONDITION FOR SPECIFIED MATERIAL.
8. PLACE 2, 5-GALLON BUCKETS OF MULCH OR ARBORIST CHIPS AROUND EACH PLANTING AND PULL BACK TO MAKE RING OR BROADCAST MULCH WITH 3 INCHES OF MULCH OR ARBORIST CHIPS.
9. PRESERVE ALL TREES PER ARBORIST RECOMMENDATIONS.

PLANT SCHEDULE

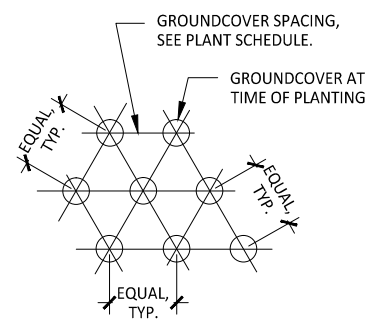
Common Name	Scientific Name	Container Size	Minumum Height	Spacing	Zone 1 QTY	Zone 2 Qty
Small Trees						
Cascara	<i>Rhamnus purshiana</i>	#2	18"	10'	25	
Pacific Crabapple	<i>Malus fusca</i>	#2	18"	10'	35	
Serviceberry	<i>Amelanchier alnifolia</i>	#2	18"	10'		35
Vine Maple	<i>Acer circinatum</i>	#2	18"	10'	35	
Black Hawthorn	<i>Crataegus douglasii</i>	#2	18"	10'	25	
TOTAL:					120	0
Shrubs						
Snowberry	<i>Symphoricarpos albus</i>	#2	18"	4'	175	40
Red Osier Dogwood	<i>Cornus sericea</i>	#2	18"	4'	150	
Nootka Rose	<i>Rosa nutkana</i>	#2	12"	4'	175	
Red Elderberry	<i>Sambucus racemosa</i>	#2	12"	4'	125	
TOTAL:					625	40

VERIFY SCALE
 BAR IS ONE INCH ON ORIGINAL DRAWING
 IF NOT ONE INCH ON THIS SHEET, ADJUST SCALES ACCORDINGLY

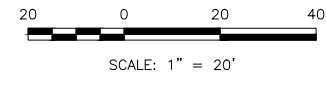


TYPICAL TREE OR SHRUB PLANTING
NOT TO SCALE

- NOTES:**
- 1) MULCH COMPLETELY BETWEEN ALL PLANTS.
 - 2) STAKE TREES 5' IN HEIGHT OR GREATER.
 - 3) PLANT SO THAT TOP OF ROOT BALL IS EVEN WITH FINISHED GRADE.
 - 4) COMPLETELY REMOVE ALL WIRE AND LOOSEN FABRIC ON BALLED & BURLAPPED PLANTS.
 - 5) SCARIFY SIDES OF PLANTING PITS PRIOR TO BACKFILLING.



TYPICAL GROUNDCOVER SPACING
NOT TO SCALE



SCALE: AS NOTED	CHK BY: DJ	DRW BY: GF	REF:
REVISION	DATE	DESCRIPTION	
<p>Northwest Environmental Consulting, LLC 3639 PALATINE AVE N SEATTLE, WA 98103 206-634-9193</p>			
KNOPF RESIDENCE 9507 SE 43rd Street MERCER ISLAND WA, 98040		MITIGATION PLANTING PLAN AND DETAILS	
JOB NO.	19023.00	DATE:	8.15.19
SHEET:	OF 7	DWG.#	W1
PERMIT SET			