



Facade size = 23' x 13.5'

8.5" tall by 74" wide

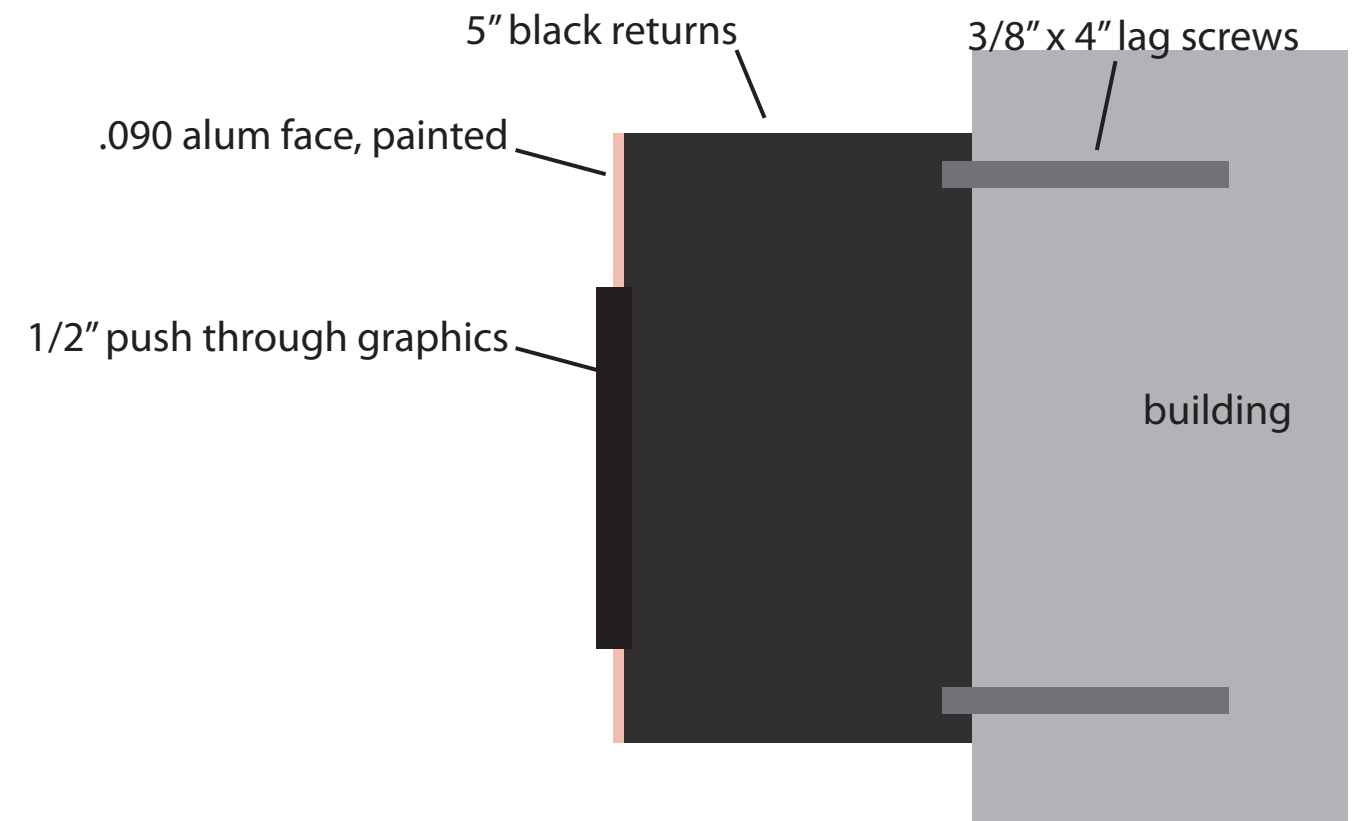
Salesperson: Newman
Designer: Kevin
Date: 04-26-2024

SITE PLAN –

FASTSIGNS
Make Your Statement™

12644 NE 85th Street Kirkland, WA 98033
Phone: (425) 822-6542 Fax: (425) 822-0842
www.fastsigns.com/66

Ethereal Rejuvenation Clinic



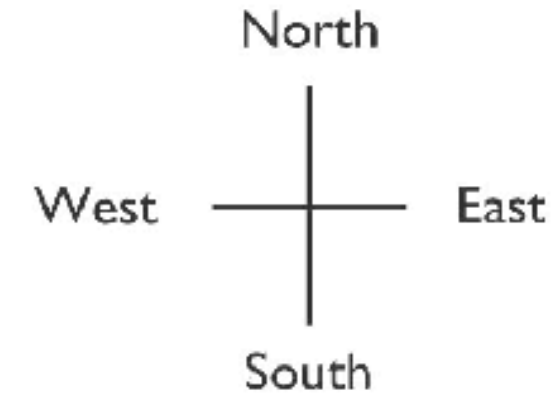
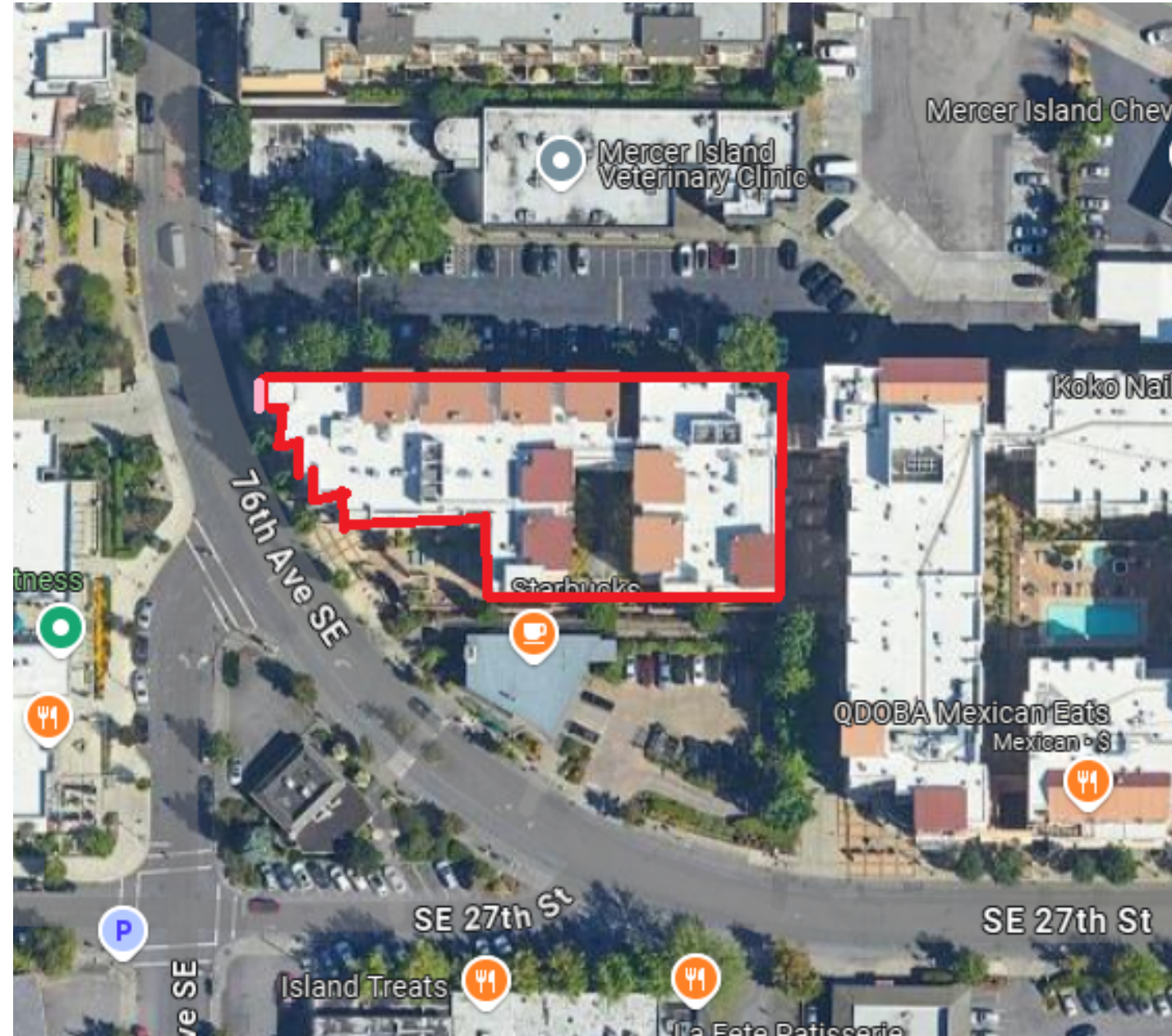
Pan Face Cloud Cabinet that is **8.5" tall by 74" wide**; Built from 5" Black Returns with routed .090 aluminum face with Welded 2" aluminum Returns with 1/2" Push Through Graphics. Includes Painted with LED's, Power supply in the cabinet, Switch, UL
 Attachment method: 3/8ths x 4" lag screws every 4 feet into building studs

Salesperson: Newman
 Designer: Kevin
 Date: 04-26-2024

SITE PLAN –

FASTSIGNS
 Make Your Statement™

12644 NE 85th Street Kirkland, WA 98033
 Phone: (425) 822-6542 Fax: (425) 822-0842
 www.fastsigns.com/66



**Address: 2558 76th Ave SE,
Mercer Island, WA 98040**

Parcel# 5315101493

— = Building Perimeter

— = Sign Install Site

Salesperson: Newman
Designer: Kevin
Date: 04-26-2024

SITE PLAN –

FASTSIGNS
Make Your Statement™

12644 NE 85th Street Kirkland, WA 98033
Phone: (425) 822-6542 Fax: (425) 822-0842
www.fastsigns.com/66

Project Narrative for Pan Face Cloud Cabinet Installation

Introduction:

This project narrative outlines the development and installation of a custom Pan Face Cloud Cabinet sign for our client. The sign is designed to enhance the visual appeal and brand visibility of the client's business premises. The narrative will detail the construction specifications, compliance with applicable criteria, and the installation process.

Project Description:

The proposed Pan Face Cloud Cabinet is a state-of-the-art signage solution that combines durability with modern aesthetics. The sign measures 8.5 inches in height and 74 inches in width, providing a substantial visual presence without overwhelming the building's facade. It is constructed from high-quality materials, including 5-inch black returns and routed 0.090 aluminum face, ensuring longevity and resistance to weather elements.

The sign's face will feature welded 2-inch aluminum returns that add depth and a premium look to the overall design. The graphics are 1/2 inch push-through, creating a three-dimensional effect that is both eye-catching and sophisticated. It will be illuminated with energy-efficient LEDs to ensure visibility during both day and night.

Compliance with Applicable Criteria:

The Pan Face Cloud Cabinet has been designed with compliance in mind. The sign will adhere to all relevant building codes and signage regulations. The use of LEDs not only provides an eco-friendly lighting solution but also meets energy efficiency standards. The power supply included within the cabinet will be UL listed, ensuring the highest safety standards are met.

The attachment method for the sign involves using 3/8ths x 4-inch lag screws every 4 feet, securing the sign directly into the building studs. This method ensures a robust and safe installation that can withstand environmental stresses. The sign's placement, under the awning and at a height of approximately 9 feet and 6 inches off the ground, has been chosen to avoid obstruction and to integrate with the building's architecture.

Installation Process:

The installation of the Pan Face Cloud Cabinet will take place on the northwest facade of the building, specifically on the westernmost portion, to maximize visibility to passersby. The sign will be connected to an existing power source if available. If not, the client will be responsible for arranging the installation of a new circuit to power the sign.

The installation will be carried out by experienced professionals who will ensure minimal disruption to the client's business operations. All necessary precautions will be taken to protect the building's facade during the installation process.

Conclusion:

The proposed Pan Face Cloud Cabinet is a signage solution that will serve as a prominent branding tool for our client. It is built to the highest standards of quality and safety, and its installation has been planned to ensure compliance with all applicable criteria. Once installed, the sign will provide a visually striking and professional image that reflects the client's commitment to excellence.