




Client: WELLS FARGO		Date: 03.26.24	This drawing was created to assist you. The drawing and ideas are the property of City Lights Sign Co. and cannot be replicated or used without the written permission of City Lights Sign Co. Ask your City Lights Sign Co rep for written permission.
Address: 3001 78TH AVE SE	City: MERCER ISLAND 98040	Job Number:	
902 NW 49th St Seattle WA 98107 Ph: 206-789-4747 Cell: 206-255-7029			



TOTAL SQUARE FEET: 21.8

Colors and materials

- M12** Polycarbonate, Plaskolite Tuffak, B48, White
- P1** Paint, Wells Fargo Environments Red, Satin Finish  
Option 1: Matthews Paint – MP99020, R189332 SV Satin V1.0 Brush and Roll Additive to be used for Field Application: #47-444SP Contact Matthews Paint regarding application instructions and warranty info prior to use Option2: AkzoNobel – SIGN21031 GGEFv-Lv Brush and Roll Additive to be used for Field Application: #390909 Option3: Sherwin Williams – 100679736v3 GENESIS Lustral Field application: use same product, add reducer only as needed
- P2** Paint, Wells Fargo Environments Yellow, Satin Finish  
Option 1: Matthews Paint – MP99038, R208821 SV Satin V1.0 Brush and Roll Additive to be used for Field Application: #47-444SP Contact Matthews Paint regarding application instructions and warranty info prior to use Option 2: AkzoNobel – SIGN40407 GGEFv-Lv Brush and Roll Additive to be used for Field Application: #390909 Option 3: Sherwin Williams – 100787193v3 Option 3a: GENESIS Lustral Field application: use same product, add reducer only as needed


- P3** Paint, Wells Fargo Environments Silver, Satin Finish  
Option 1: Matthews Paint – MP99705, R189555 SV Satin V1.0 Brush and Roll Additive to be used for Field Application: #47-444SP Contact Matthews Paint regarding application instructions and warranty info prior to use Option 2: AkzoNobel – SIGN92343 GGEFv-Lv Satin Finish Brush and Roll Additive to be used for Field Application: #390909 Option 3: Sherwin Williams – 100786136v2 GENESIS Lustral Field application: use same product, add reducer only as needed
- V1** Translucent Vinyl, 3M 3630-2538, Wells Fargo Environments Red
- V3** Translucent Vinyl, 3M 3730-4337, Wells Fargo Environments Yellow
- V7** Clear Vinyl, 3M 3660M, Matte Overlamine
- V17** Flexible Substrate, 3M Panagraphics III, White

Notes and requirements

- 1** **SIGN FACE:** Sign face fabricated from white flexible substrate with bleed frame. Note that sign face does not hinge. For access to inside of sign, retro covers are to be removed and clips to be removed to peel back flexible face sign substrate.
- 1a** Surface applied Wells Fargo Environments Red vinyl. Graphics dropped out to show white substrate. Matte clear over laminate applied over entire face.
- 2b** Extended bleed cover with return, SignComp #CS2118. Covers are painted Wells Fargo Environments Red on all visible surfaces, except as noted. Short return sides facing Yellow Signal channel are painted Wells Fargo Environments Yellow. See fabrication section detail drawings.
- 2h** Paint facing inside edges where bleed covers return to the illuminated yellow side channel Wells Fargo Environments Yellow.
- 3a** .177" thick recessed translucent white acrylic signal lens with first surface Wells Fargo Environments Yellow vinyl.
- 3c** Power supply model specified by LED manufacturer to be remote mounted in the base of the sign cladding. Disconnect switch and photo cell switch to be placed on non-street facing side of base cladding.
- 4** **SIGN CABINET MOUNTING:** Sign contractor to provide internal pole within sign cabinet structure and internal structure and mounting plate attachment method to withstand local windloading and environmental conditions. Sign contractor to determine method of attachment for sign cabinet internal post to base plate or match plate. Sign contractor responsible for all engineering and adherence to local building and sign codes.
- 4a** Remove steel lifting ring after installation and replace with bolt painted to match.
- 5** **BASE CLADDING:** Sign contractor to provide appropriate internal mounting frame for new aluminum cladding, painted. Height of base varies by sign type and size.
- 5a** Cladding and cladding brackets to be single .125" aluminum formed sheet, no horizontal seams on face or side surfaces.
- 5b** Brake form face sheets to create continuous corners without seams. Vertical seams on sides as shown.
- 5c** Base cladding to have integral 7/8" reveal at top.
- 5d** Visible mechanical fasteners to be flat head and flush mounted, painted to match adjacent surface.
- 5k** Power supply enclosure and power supplies as required.
- 5o** Extend cladding 6" below grade when possible.
- 7a** All paint colors must be applied over color compatible base coat, as noted under Color and Materials.

REV	DATE	DESCRIPTION	BY
01	02.13.24	Revised as Noted .....	MMS
02	---	---	---
03	---	---	---
04	---	---	---

REV	DATE	DESCRIPTION	BY
05	---	---	---
06	---	---	---
07	---	---	---
08	---	---	---



- Flex Face to be 3M Panagraphics III w/ 3M #3630-2538 Wells Fargo Environments Red Vinyl Applied First Surface. Graphics Dropped Out to Expose White Surface. Clear Matte Overlaminated 3M 3660M Applied First Surface Over Entire Face
- Fabricated Aluminum Tubular Sign Case Frame w/ Sign Comp Flat Bleed Retro Frame II, #2107 Painted AKZO Reflective White (Satin Finish) w/ .090" Thk. Fab'd Alum. Flat Bleed Covers, Painted Wells Fargo Environments Red AKZO SIGN21031 (Satin Finish)
- .177" Thk Recessed Illuminated White Polycarbonate Lens 2447 (B48) W/ 3M #3730-4337 Wells Fargo Environments Yellow Translucent Vinyl, Applied First Surface
- Sign Illuminated w/ 24 Volt 5700K White LED Sticks - (6) Total in Sign
- 3" x 3" x 3/16" Thk Steel Column Secured to Sign Case w/ 2" x 4" x 1/4" Thk Alum Angle w/ (2) 3/8" Dia Hex Head Bolts Top and Bottom
- 120 Volt Flush Mount Photocell
- 20 Amp Disconnect Switch
- 1/8" Thk Aluminum Base Cladding Painted Wells Fargo Environments Silver AKZO Sign 92343 (Satin Finish)
- 3/4" Dia PVC Conduit for Primary Power 18" Below Grade (By Others)

**FRONT ELEVATION**  
SCALE: 3/4" = 1' 0"

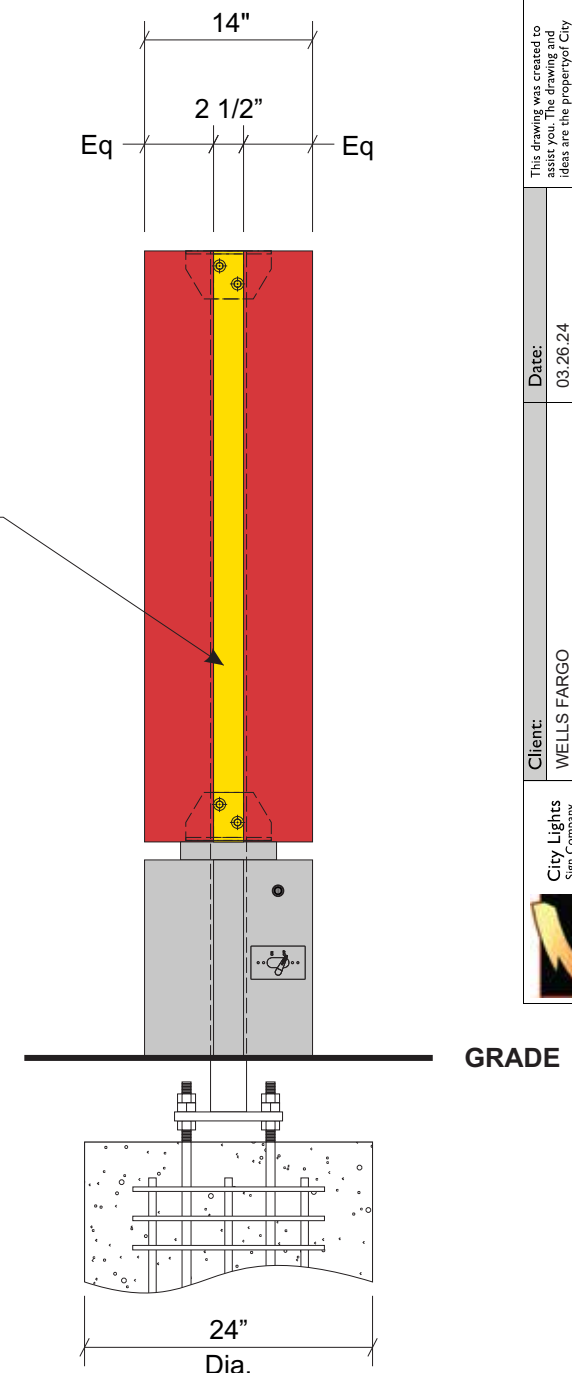
- (6) #5 R-Bar (Vertical) - 30" Lg w/ (6) #3 R-Bar Stirrups 16" OD w/ 6" Overlap, (3) within Top 6" and 7-1/2" OC to Bottom. Anchor Bolts to be Tied to Cage - Min of (2) Locations
- 3/4" Dia x 36" Long Double Thread Anchor Bolts w/ 5" Thread Both Ends, (5) Nuts And (3) Washers Per Bolt
- 24" Dia x 36" Deep Concrete Footing

- STANDARD MONUMENT NOTES:**
- Sufficient Primary Circuit In Vicinity Of Sign By Others.
  - Final Primary Hook-up By Sign Installer, Where Allowed By Local Codes.
  - Sign Shall Be U.L. Listed.
  - Soil Assumed To Be 250 psf/ft Lateral Bearing Pressure (psf/ft below natural grade).
  - Concrete 3,000 PSI @ 28 Days.
  - Reinforcing Steel Shall Be ASTM A615 GR-40.
  - Structural Steel Shall Be ASTM A36.
  - All Welds Shall Conform To A.W.S Standards.

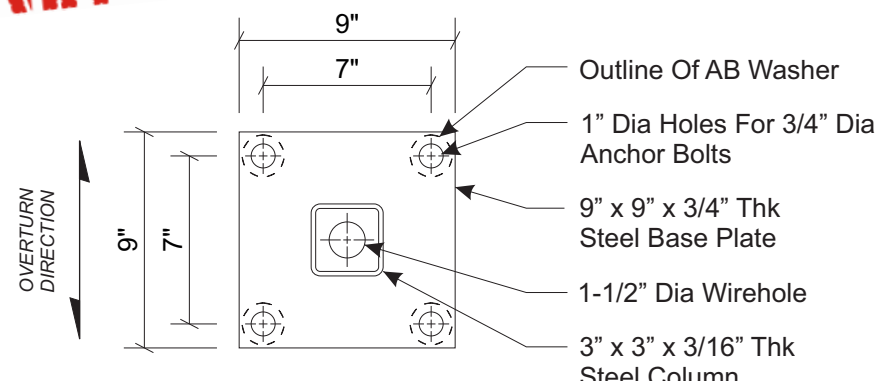
**Electrical Load**  
1.20 Amps @ 120 Volts  
**Electrical Req'mts**  
(1) 20 Amp/120 Volt Circuits

Note: This sign is intended to be installed in accordance with the requirements of Article 600 of the NFPA 2020 National Electrical Code and/or other Applicable local codes. This includes proper grounding and bonding of the sign.

**PERMITS ONLY**



**SIDE ELEVATION**  
SCALE: 3/4" = 1' 0"



**BASE PLATE DETAIL**  
SCALE: 1-1/2" = 1'-0"

This drawing was created to assist you. The drawing and ideas are the property of City Lights Sign Co. and cannot be replicated or used without the written permission of City Lights Sign Co. Ask your City Lights Sign Co rep for written permission.	
Date:	03.26.24
Job Number:	
Client:	WELLS FARGO
Address:	3001 78TH AVE SE
City:	MERCER ISLAND
	98040
City Lights Sign Company	902 NW 49th St Seattle WA 98107 Ph: 206-789-4747 Cell: 206-255-7029

**PHILADELPHIASIGN**  
BRINGING THE WORLD'S BRANDS TO LIFE

707 West Spring Garden Street  
Palmyra, New Jersey 08065

Phone: 856.829.1460  
Fax: 856.829.8549  
www.philadelphiasign.com

**CUSTOMER:**  
**WELLS FARGO**

**JOB NUMBER:**

**SIGN TYPE:**  
**WFR2-M-22**  
**PSCO WF\_R2\_MON\_M22**

**LOCATION:**

**DATE:**  
**4/3/24**

**DRAWN BY:**  
**KJH**

**REVISION:**  
Number: Date: By:

**SHEET:** ENG DEPT  
**1 OF 1**

**DWG NUMBER:**  
**B-108740**

**ENGINEER SEAL:**

**ULTIMATE WIND SPEED 115 MPH**  
**EXPOSURE C**

THIS IS AN ORIGINAL UNPUBLISHED DRAWING CREATED BY PSCO. IT IS SUBMITTED FOR YOUR PERSONAL USE IN CONJUNCTION WITH A PROJECT BEING PLANNED FOR YOU BY PSCO. IT IS NOT TO BE SHOWN TO ANYONE OUTSIDE YOUR ORGANIZATION NOR IS IT TO BE USED, COPIED, REPRODUCED, OR EXHIBITED IN ANY FASHION.



**EXISTING**

**NOTE: NO CHANGE TO EXISTING LANDSCAPING**



**CUSTOM COMMENTS:**  
**NOTE: FIELD VERIFICATION REQUIRED BEFORE CONSTRUCTION**

**E01**



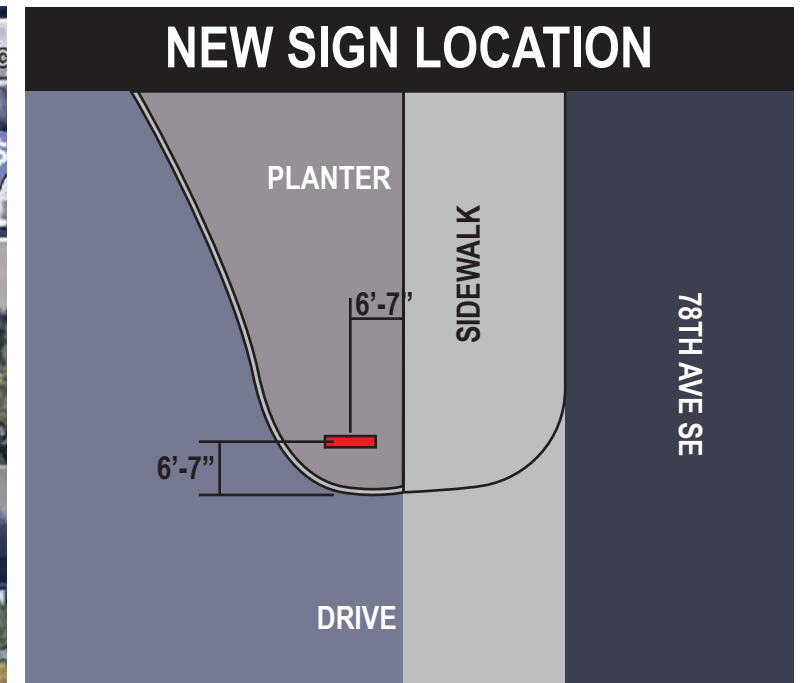
**PROPOSED**

REV	DATE	DESCRIPTION	BY
01	02.13.24	Revised as Noted .....	MMS
02	---	---	---
03	---	---	---
04	---	---	---

REV	DATE	DESCRIPTION	BY
05	---	---	---
06	---	---	---
07	---	---	---
08	---	---	---




Site Triangle (Scale 1"=50'-0")

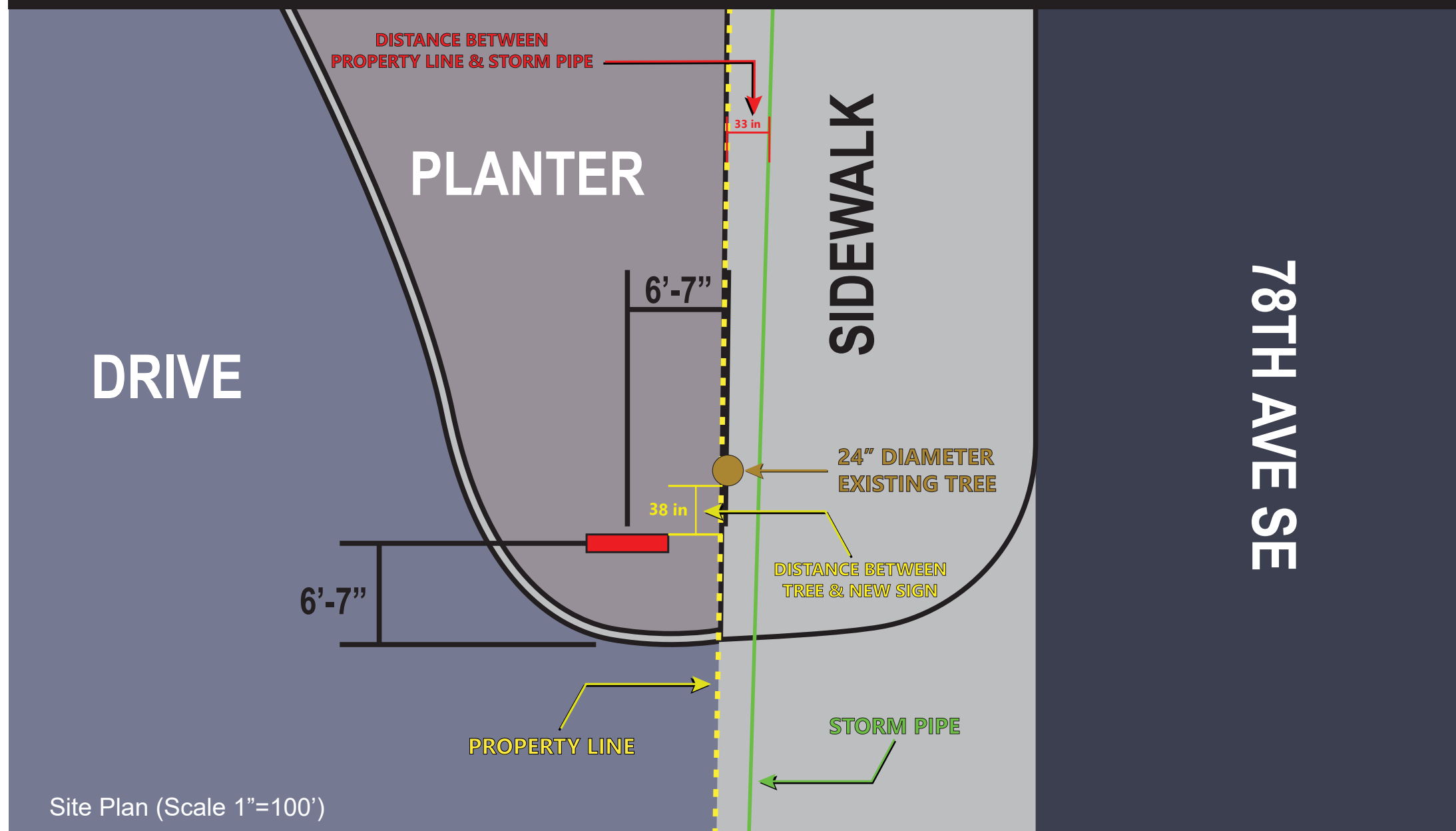


Site Plan (Scale 1"=20'-0")

**NOTE: NO CHANGE TO EXISTING LANDSCAPING**


 City Lights Sign Company 902 NW 49th St Seattle WA 98107 Ph: 206 -789-4747 Cell: 206-255-7029	<b>Client:</b>		<b>Date:</b>	This drawing was created to assist you. The drawing and ideas are the property of City Lights Sign Co. and cannot be replicated or used without the written permission of City Lights Sign Co. Ask your City Lights Sign Co rep for written permission.	
	WELLS FARGO		03.26.24		
	<b>Address:</b>	<b>City:</b>	<b>Job Number:</b>		
	3001 78TH AVE SE	MERCER ISLAND 98040			

# NEW SIGN LOCATION



<b>Client:</b> WELLS FARGO		<b>Date:</b> 03.26.24	
<b>Address:</b> 3001 78TH AVE SE	<b>City:</b> MERCER ISLAND 98040	<b>Job Number:</b>	

This drawing was created to assist you. The drawing and ideas are the property of City Lights Sign Co. and cannot be replicated or used without the written permission of City Lights Sign Co. Ask your City Lights Sign Co rep for written permission.

 City Lights Sign Company 902 NW 49th St Seattle WA 98107 Ph: 206-789-4747 Cell: 206-255-7029	Client: WELLS FARGO		Date: 03.26.24	This drawing was created to assist you. The drawing and ideas are the property of City Lights Sign Co. and cannot be replicated or used without the written permission of City Lights Sign Co. Ask your City Lights Sign Co rep for written permission.
	Address: 3001 78TH AVE SE	City: MERCER ISLAND 98040	Job Number:	



EXISTING

NOTE: NO CHANGE TO EXISTING LANDSCAPING



PROPOSED


**CUSTOM COMMENTS:**  
 NOTE: FIELD VERIFICATION REQUIRED BEFORE CONSTRUCTION

REV	DATE	DESCRIPTION	BY
01	02.13.24	Revised as Noted .....	MMS
02	---		
03	---		
04	---		

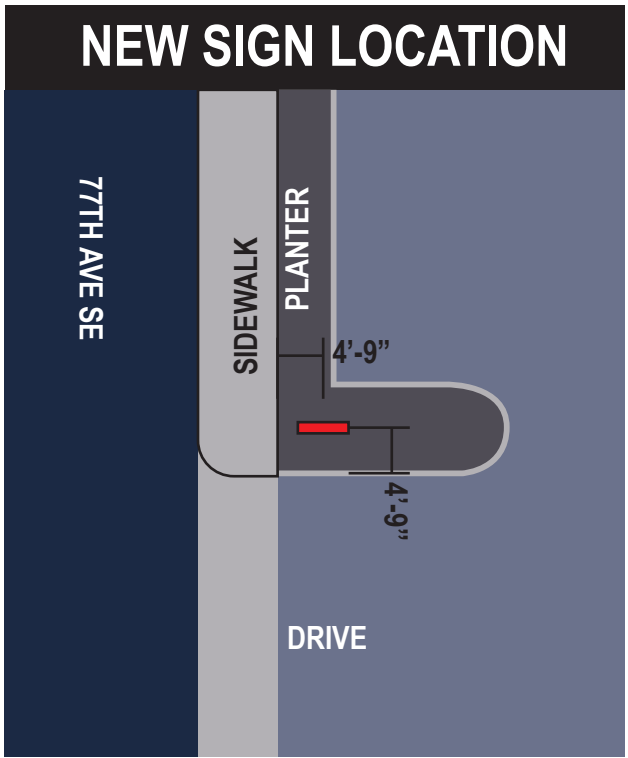
REV	DATE	DESCRIPTION	BY
05	---		
06	---		
07	---		
08	---		




NOTE: NO CHANGE TO EXISTING LANDSCAPING

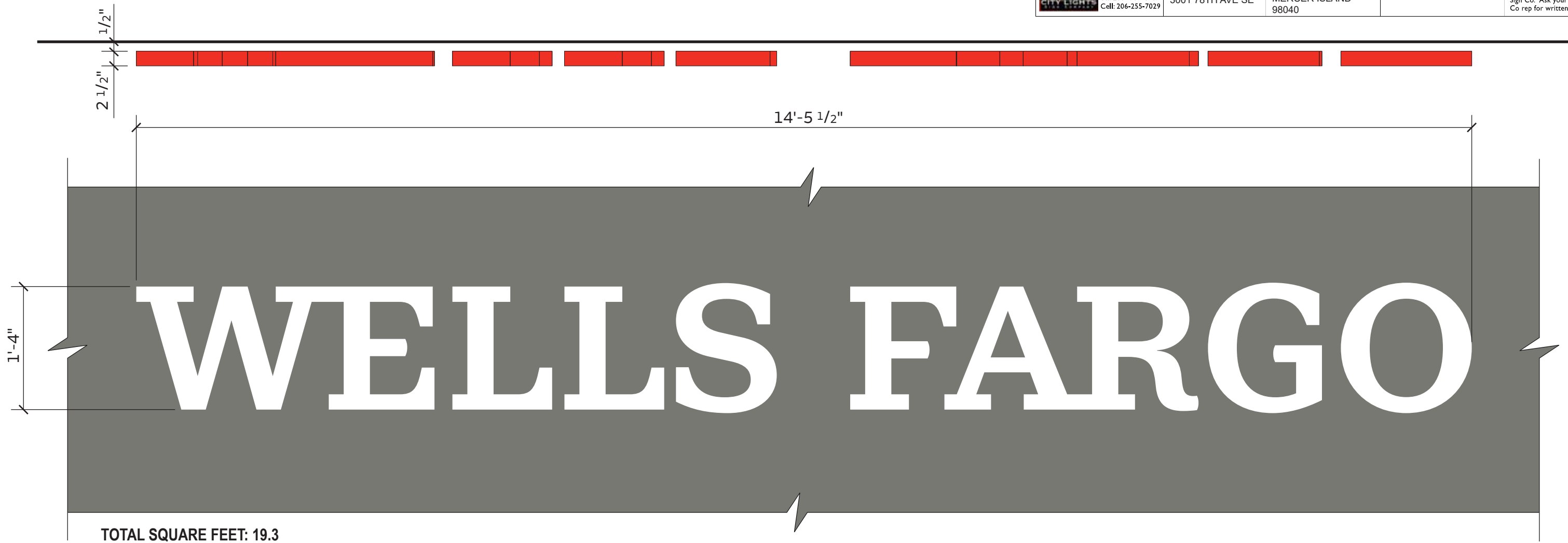


Site Triangle (Scale 1"=20'-0")








Site Plan (Scale 1"=20'-0")

 <b>City Lights</b> Sign Company 902 NW 49th St Seattle WA 98107 Ph: 206 -789-4747 Cell: 206-255-7029	<b>Client:</b>		<b>Date:</b>	This drawing was created to assist you. The drawing and ideas are the property of City Lights Sign Co. and cannot be replicated or used without the written permission of City Lights Sign Co. Ask your City Lights Sign Co rep for written permission.	
	WELLS FARGO		03.26.24		
	<b>Address:</b>	<b>City:</b>	<b>Job Number:</b>		
	3001 78TH AVE SE	MERCER ISLAND 98040			



TOTAL SQUARE FEET: 19.3


**Colors and materials**

- M3**  Aluminum Coil, Wieland, Exxon Red
- M8**  Sheet Aluminum
- M14**  Acrylic, Plaskolite Optix, 2406LD, White
- P1**  Paint, Wells Fargo Environments Red, Satin Finish  
 Option 1: Matthews Paint – MP99020, R189332 SV Satin V1.0  
 Brush and Roll Additive to be used for Field Application: #47-444SP  
 Contact Matthews Paint regarding application instructions and warranty info prior to use  
 Option 2: AkzoNobel – SIGN21031 GGEF-X-LV Brush and Roll Additive to be used for Field Application: #390909  
 Option 3: Sherwin Williams – 100679736v3 GENESIS Lustral Field application: use same product, add reducer only as needed
- V5**  Translucent Vinyl, 3M 3630-20, White

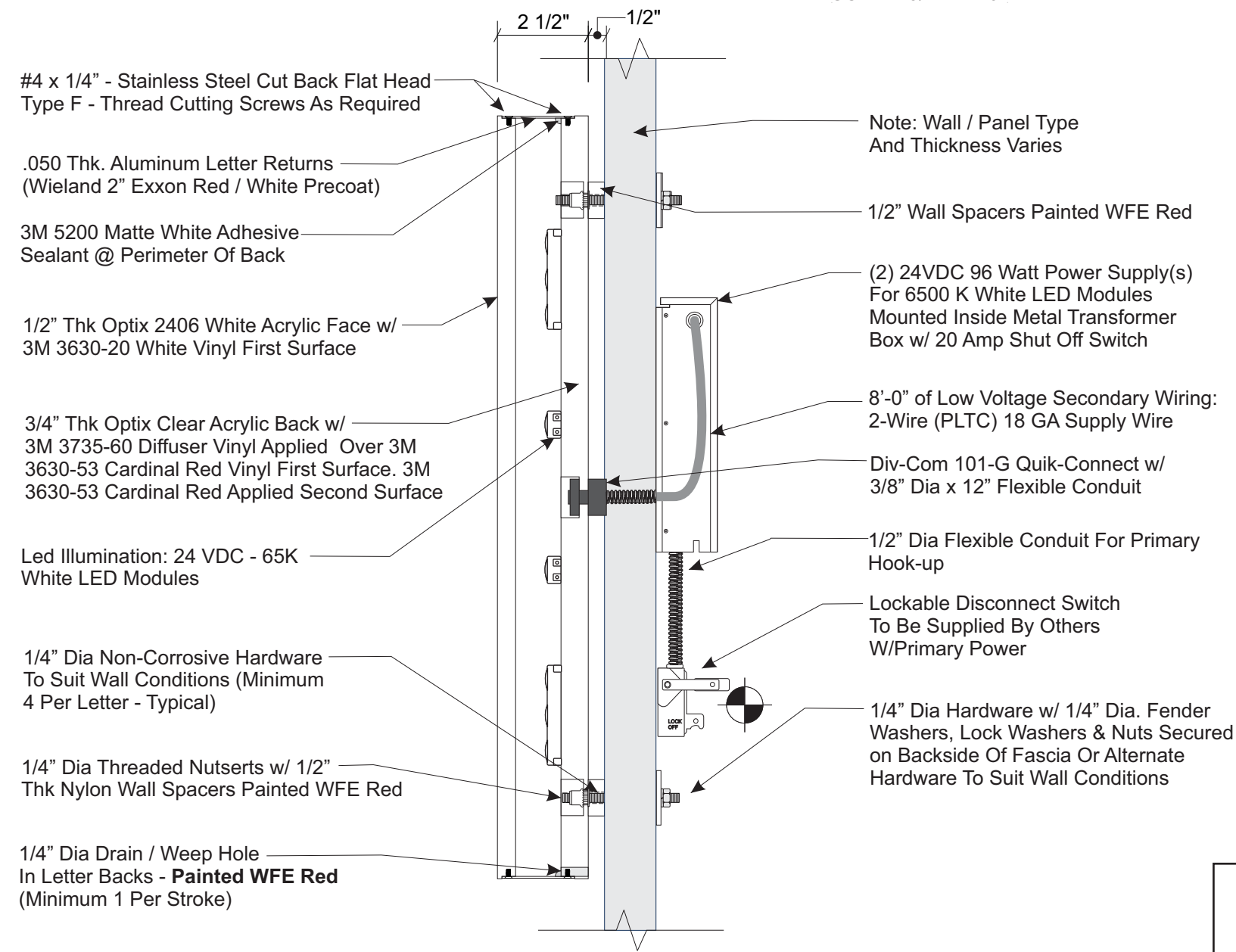
**Notes and requirements**

- 1** **TRIMLESS LETTER FACE:** Acrylic faces with rebated edge inset into formed aluminum letters. Letter bodies are to be undersized to fit over shoulder on back of routed letter face. NOTE: Finished letter faces to be cut to exact outer contour of provided artwork at specified letter height. Rebated material to form shoulder 0.111" inside letter face contour as shown on drawing. Faces are mechanically attached to aluminum returns. Placement of trimless letters shown here limited to a maximum of 150 feet from the ground.
- 1a** 1/2" thick 2406LD standard white acrylic with first surface translucent white vinyl.
- 2** **CHANNEL LETTER RETURNS:** Formed using pre-finished aluminum coil product in approved red coating color, or from aluminum (alloy 3105) painted Wells Fargo Environments Red applied over white base coat. Seams should not be visible from ground. Thickness of returns is based on cap height of letters as follows:  
 16" and smaller: .050"  
 18" and taller: .063"
- 3** **TRIMLESS LETTER BACK:** 3/4" clear acrylic backs with rebated edge inset into formed aluminum letters. NOTE: Finished letter backs to be cut to the exact outer contour of provided artwork at specified letter height. Rebated material to form shoulder 0.08" inside letter face contour as shown on the drawing. Backs are mechanically attached to aluminum returns.
- 6** **PAINTING:** There are three paint supplier options as follows for all colors: AkzoNobel, Matthews Paint and Sherwin Williams. Paint specifications for each are noted above under Color and Materials.
- 6a** All paint colors must be applied over color compatible basecoat, as noted under Color and Materials.

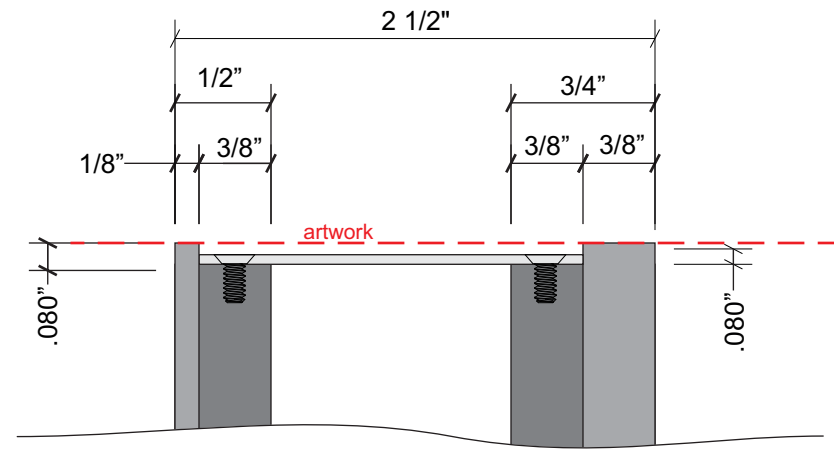




**FRONT ELEVATION**  
**WFR2-WCH-RR-FHI-H-16**  
**(PSCo WF R2 FH WR H 16)**  
 SCALE: 3/4" = 1'-0"



**SECTION VIEW**  
 SCALE: 3" = 1'-0"



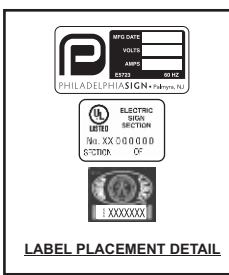
**FACE / BACK DETAIL**  
 SCALE: FULL SIZE

**PERMITS ONLY**

Note: This sign is intended to be installed in accordance with the requirements of Article 600 of the NFPA 2020 National Electrical Code and/or other applicable local codes. This includes proper grounding and bonding of the sign.



**Electrical Load**  
 (2.20) Amps @ 120 Volts  
**Electrical Req'ts**  
 (1) 20 Amp/120 Volt Circuits



- STANDARD LETTER NOTES:**
1. Sufficient Primary Circuit In Vicinity Of Sign By Others.
  2. Letter To Letter Wiring & Final Primary Hook-up By Sign Installer, Where Allowed By Local Codes.
  3. Sign Shall Be U.L. Listed.
  4. Mounting Hardware By Sign Installer.
  5. Full Size Drilling Template Furnished With Sign.



**PHILADELPHIASIGN**  
 BRINGING THE WORLD'S BRANDS TO LIFE

707 West Spring Garden Street  
 Palmyra, New Jersey 08065

Phone: 856.829.1460  
 Fax: 856.829.8549  
 www.philadelphiasign.com

**CUSTOMER:**  
**WELLS FARGO - WFR2**

**JOB NUMBER:**

**SIGN TYPE:**  
**WFR2-WCH-RR-FHI-H-16**  
**(PSCo WF\_R2\_FH\_WR\_H\_16)**

**LOCATION:**

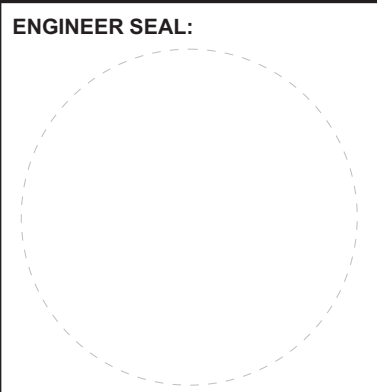
**DATE:**  
**04/02/2024**

**DRAWN BY:**  
**BMO**

**REVISION:**  
 Number: Date: By:

**SHEET:** ENG DEPT  
**1 of 1**

**DWG NUMBER:**  
**B108720**



**ULTIMATE WIND SPEED 115 MPH EXPOSURE C**

THIS IS AN ORIGINAL UNPUBLISHED DRAWING CREATED BY PSCo. IT IS SUBMITTED FOR YOUR PERSONAL USE IN CONJUNCTION WITH A PROJECT BEING PLANNED FOR YOU BY PSCo. IT IS NOT TO BE SHOWN TO ANYONE OUTSIDE YOUR ORGANIZATION NOR IS IT TO BE USED, COPIED, REPRODUCED, OR EXHIBITED IN ANY FASHION.



EXISTING

Fascia Color - SW 6082 - Cobble Brown

**WELLS FARGO**

**CUSTOM COMMENTS:**  
 NOTE: PATCH AND PAINT MAY BE REQUIRED BASED ON CONDITION OF FASCIA ONCE THE EXISTING SIGN IS REMOVED.



MOUNTED CENTERED IN EXISTING SIGN LOCATION

PROPOSED  
 SCALE: 1/8" = 1'-0"